

## Star Tents



Fantastic prices




Branding options



Fast UK delivery

Star Tents (also known as star shades, star shelters, spider shade marquees) are perfect for creating an impact at festivals and events. The unique star-shaped star tent are tensioned fabric structures, supported by a centre pole and ground up tension. Easily transportable, they take only two people less than 30 minutes to put up.



This tough and durable Star Tent marquee is made for semi-professional and professional event use. We have a wide range of promotional accessories to complement our Star Tents including event flags, fence scrim, deck chairs, event parasols and café barriers to name a few. All to help you or your brand get noticed. Available in a range of standard plain colour options (see below pages) as a stock item. \* We also have branding options for you on full printed covers, fly sheets or full printed sidewalls.

\*Subject to stock availability

## Why we recommend XG's Star Tents

- Tough and durable
- Single or double peak in a range of sizes
- Made for semi-professional and professional event use
- Fantastic for festivals and events
- Full colour branding options available

# Choose your Star Tents in 5 easy steps:

On the next pages you will find a guide to ordering your Star Tents which we hope helps you decide what you need.

Please call us on **01280 707180** or if you have any questions or to discuss your requirements.

## Step 1 - Shape & Size:

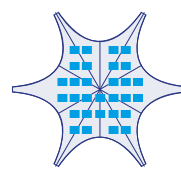
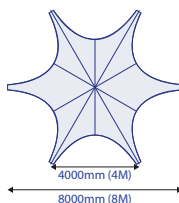
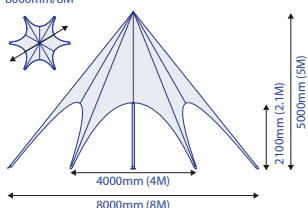
### Single Peak Star Tent:

Single Peak Star Tents come in 5 different sizes, 8m, 10m, 12m, 14m and 16m.

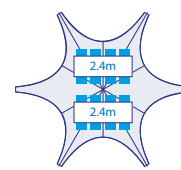
Choose your size dependent upon space available and your event requirements.

#### Single Peak 8m x 5mH

8000mm/8M



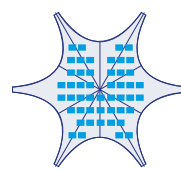
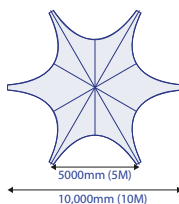
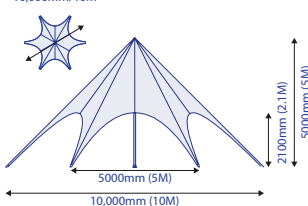
Suggested capacity  
for seating with chairs - 30



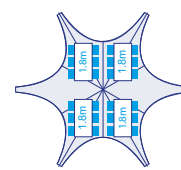
Suggested capacity  
for seating with tables - 16

#### Single Peak 10m x 5mH

10,000mm/10M



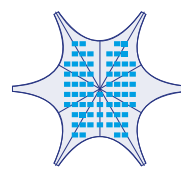
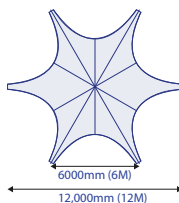
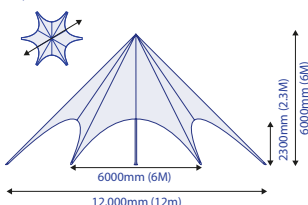
Suggested capacity  
for seating with chairs - 49



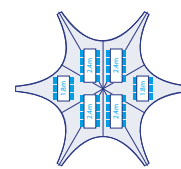
Suggested capacity  
for seating with tables - 24

#### Single Peak 12m x 6mH

12,000mm/12M



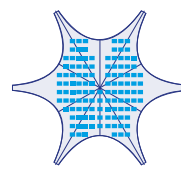
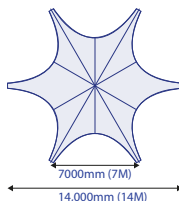
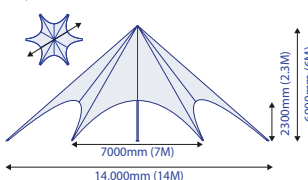
Suggested capacity  
for seating with chairs - 70



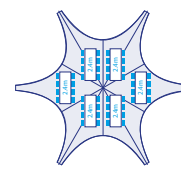
Suggested capacity  
for seating with chairs - 44

#### Single Peak 14m x 6mH

14,000mm/14M



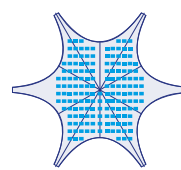
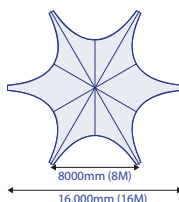
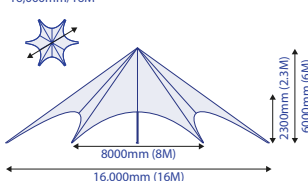
Suggested capacity  
for seating with chairs - 120



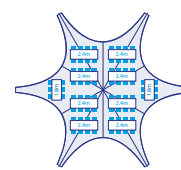
Suggested capacity  
for seating with chairs - 48

#### Single Peak 16m x 6mH

16,000mm/16M



Suggested capacity  
for seating with chairs - 160

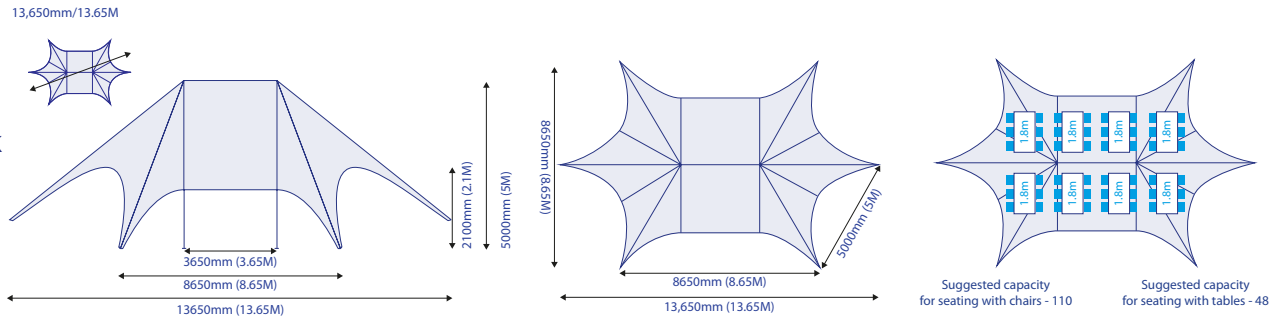


Suggested capacity  
for seating with chairs - 76

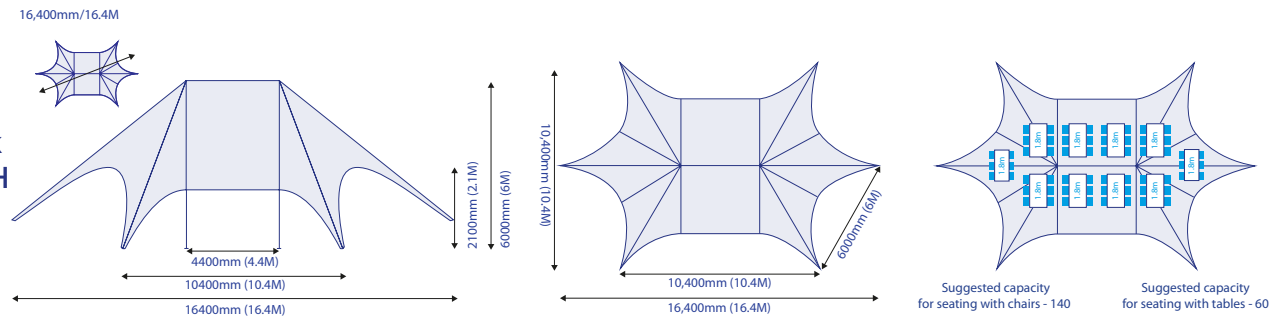
Double Peak Star Tent

Double Peak Star Tents come in 4 different sizes, 13m, 16.4m, 19.1m and 21.85m  
Choose your size dependent upon space available and your event requirements

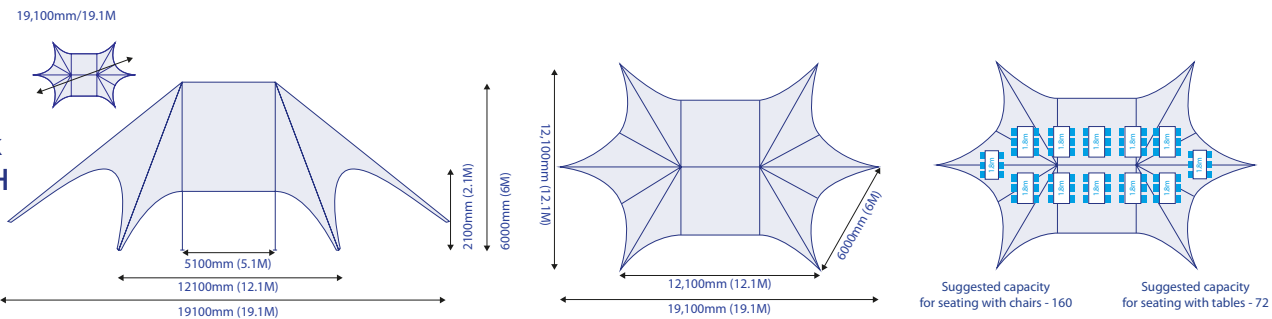
Double Peak  
13m x 5mH



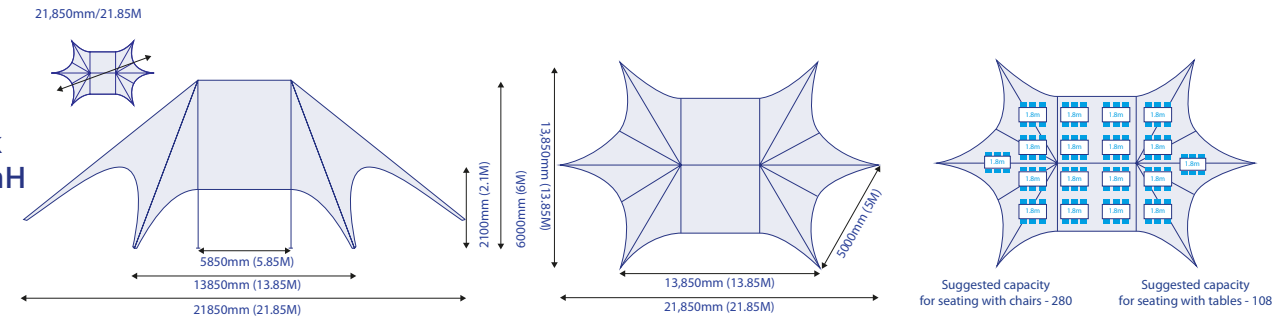
Double Peak  
16.4m x 6mH



Double Peak  
19.1m x 6mH



Double Peak  
21.85m x 6mH



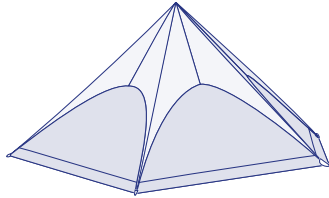
## Step 2 - Wall Options:

For protection against rain and wind, you can attach opaque as well as clear sidewalls to the tent.

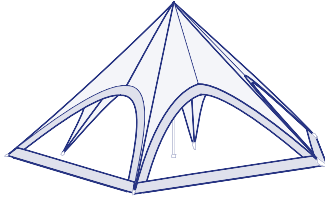
Please call us on 01280 707180 to discuss your requirements.

Single Peak Stock colour set consists of: 5 x standard & 1 x Door side walls

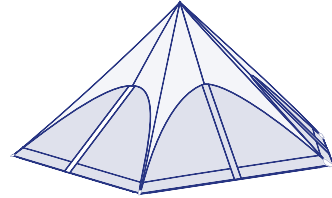
Double Peak Stock colour set consists of: 4 x standard & 1 x Door side walls



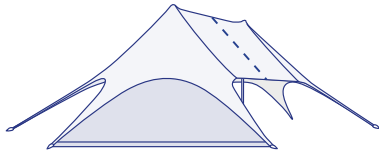
Single Peak Standard



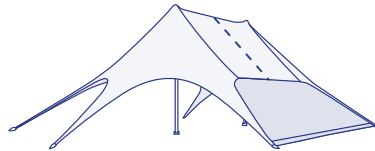
Single Peak Window



Single Peak Door with Zips



Double Peak Standard Small



Double Peak Standard Large

## Step 3 - Colour:

These are the standard colours available\*. You can also have your star tent branded with a simple logo and text or full colour images on the roofs and sidewalls.



White



Black



Red - PMS 187  
CMYK 22, 100, 88, 14



Orange - PMS 1505  
CMYK 0, 71, 100, 0



Yellow - PMS 123  
CMYK 0, 23, 91, 0



Green - PMS 342  
CMYK 96, 34, 82, 26



Blue - PMS 661  
CMYK 100, 86, 14, 51



Dark Blue - PMS 289  
CMYK 98, 84, 46, 51



Maroon - PMS 7421  
CMYK 38, 94, 63, 44

\*Subject to stock availability.

\*\*Pantone references given are a guide ONLY and may not match the pantone exactly.

## Step 4 - creating your artwork

### You have 2 options when creating artwork

#### 1. Design your own or use your preferred agency to design it for you.

We have templates for many of our products which can be found on the 'TEMPLATES' tab section of the relevant product page. We recommend using file transfer sites to upload artwork due to the speed and ease. One of these that we recommend is **WeTransfer**

#### 2. Let XG assist you with your artwork.

If you require assistance in preparing your artwork, we can help lay out your supplied elements.

We will require you to complete our artwork brief which can be found on the 'ARTWORK' tab section of the relevant product page. This will then need to be sent to us via email to [sales@xg-group.co.uk](mailto:sales@xg-group.co.uk) you can send a photo or a scanned version, we would also require any logos in vector format (ai,eps), fonts and relevant copy needed to complete the layout.

This process would require your approval and final sign off before production. Please note, we do charge for artwork and we will discuss this during the quote process.

### General guides for artwork are as follows:

- Production ready high resolution PDF
- Supply your artwork at full size or for larger prints supply your PDF at half or quarter size.
- Supply your PDF file with Image Bleed
- Resolution to be a maximum 150 dpi at full size
- Embed all text and fonts
- Transfer your files Via We Transfer
- Should you require more complex graphic design, please call us on **01280 707180** or email **[sales@xg-group.co.uk](mailto:sales@xg-group.co.uk)** to discuss your requirement.

## Step 5 - how to order

### Now you are ready to place your order:

You can contact us by emailing **[sales@xg-group.co.uk](mailto:sales@xg-group.co.uk)** with your requirements along with your full invoice address and delivery address (if different). We will then send you back a formal quotation prior to your order confirmation.

For non account customers we will require full payment before your order can be processed.

Payment can be made by card over the phone, by bank transfer or cheque (please allow 4/5 days for cheques to clear).

Delivery is based on a standard 14-21 working day production lead time. These may vary depending on quantities and are subject to availability. If an express turnaround is required, we will always endeavour to help.

Please call us on **01280 707 180** if you need help or advice on our products or processes.

# Price List

Please call us on **01280 707 180** and we will be glad to quote for your specific requirements.

Single Peak Star Tent	8M	10M	12M	14M	16M
Plain	£1299.00	£1399.00	£1699.00	£1899.00	£2099.00
Branded	£1799.00	£2099.00	£2599.00	£2899.00	£3599.00

Single Peak Sidewalls	8M	10M	12M	14M	16M
Plain Set	£625.00	£760.00	£830.00	£850.00	£950.00
Branded <b>per Sidewall</b>	£225.00	£295.00	£345.00	£395.00	£475.00

\*Stock colour set consists of 5 x standard sidewalls & 1 x Sidewall with a door. Subject to availability.

Double Peak Star Tent	13.65M	16.4M	19.1M	21.85M
Plain	£1699.00	£1999.00	£2299.00	£2599.00
Branded	£2499.00	£3299.00	£3799.00	£4499.00

Double Peak Sidewalls	13.65M	16.4M	19.1M	21.85M
Plain Large set of 2 large & 4 small	£880.00	£1025.00	£1175.00	£1350.00
Branded Small <b>per Sidewall</b>	£275.00	£325.00	£375.00	£425.00
Branded Large <b>per Sidewall</b>	£400.00	£475.00	£550.00	£625.00

\*Stock colour set consists of 5 x standard sidewalls & 1 x Sidewall with a door. Subject to availability.

Accessories	13.65M
Hammer 4lb	£32.00
PVC Carry Bag	£175.00

\*Pre-cut lengths of cord for our star tents. Please specify star tent size.

June 2023

## Packaging Dimension Information

Single Peak Star Tent	Packed Dimensions	Weight
8m	Frame: 150x28x18cm	30kg
	Canopy: 50x40x32cm	18kg
10m	Frame: 150x28x18cm	30kg
	Canopy: 50x40x35cm	24kg
12m	Frame: 150x28x18cm	35kg
	Canopy: 50x50x35cm	39kg
14m	Frame: 150x28x18cm	35kg
	Canopy: 50x50x35cm	42kg
16m	Frame: 150x28x18cm	35kg
	Canopy: 50x50x35cm	53kg

## Packaging Dimension Information continued

Double Peak Star Tent	Packed Dimensions	Weight
13.65m	Frame: 165x28x18cm	52kg
	Canopy: 65x50x30cm	36kg
16.4m	Frame: 165x28x18cm	56kg
	Canopy: 65x50x30cm	51kg
19.1m	Frame: 165x28x18cm	56kg
	Canopy: 70x60x45cm	66kg
21.85m	Frame: 165x28x18cm	56kg
	Canopy: 75x65x48cm	77kg

Pole Diameter 75mm x 2.5mm Aluminium

## Fabric Information

Fabric Type	Specification
Plain Stock Colour	500D PVC Coated Polyester 320gsm
Printed	600D PU Coated Polyester 265gsm

## Product information and warnings

- We use a vinyl coated polyester binding fabric to improve strength and create a water resistant seal over stitch lines, as this is a separate fabric to the canopy either stock colour or printed edging will be used. We cannot guarantee a 100% match.
- Star tents are designed as temporary shelters - do not leave up for prolonged periods.
- We recommend that star tents are not used in potentially windy or stormy conditions as this may cause damage.
- It is recommended to completely dismantle the tent if winds exceed 40km/hr\*. Wind loading certificates are not available as these are temporary structures only.
- Please ensure star tents are staked in ground and the soft ground kit is always used correctly.
- The shelter/canopy is made from flame retardant materials and conforms to BS:7837:1996 but the fabric may burn if left in continuous contact with any flame source.
- Use caution when handling the Star Tent poles. Avoid pinching hands or fingers as poles are joined.
- Do not use in a lightning storm.
- Do not leave unattended.
- Do not build fires within the tent.
- Due to continual product development, we reserve the right to change any product or specification without prior notice.
- All weights and dimensions are approximate, and we accept no liability for any variance.

\*This is subject to ground conditions.

## How to Care for your Star Tent

For long lasting durability and the best possible protection for your Star Tent, please follow these instructions:

- Use a mild soap (not detergent) and water for cleaning.
- Let the Star Tent canopy and poles dry completely before closing or storing to avoid mildew.
- The Star Tent frame will operate and look better if wiped occasionally with silicone spray, especially before and after using in damp conditions. Make sure you remove any excess silicone before adding the canopy.
- Use a seam sealer if the Star Tent top leaks or drips water. Available at most sporting goods, hardware stores or on request.