

Inflatable Gazebo Tents



Branding
options



Quick
assembly



Fantastic
prices

Our custom printed, branded inflatable gazebos are made to order with full colour digital print for an impactful design.

The gazebo is an advanced inflatable structure designed to be lightweight, portable and fast to set up. The inner inflatable tube is encased in a high-tech lightweight outer cover, which allows the frame to be pumped up to high pressure resulting in greater rigidity and strength.



Add-on accessories such as the full colour digital print custom printed sidewalls ensure you get maximum branding exposure.

We offer alternative Inflatable tents such as the Dome, Dome Plus and the Tripod.

Why we recommend XG's Inflatable Gazebo Tents

- Made to order digitally printed canopies and sidewalls
- Limitless branding potential
- Innovative Design
- Tough and durable
- Fast set up
- A range of side wall options are available as additional items

Choose your Inflatable Gazebo Tent in 6 easy steps:

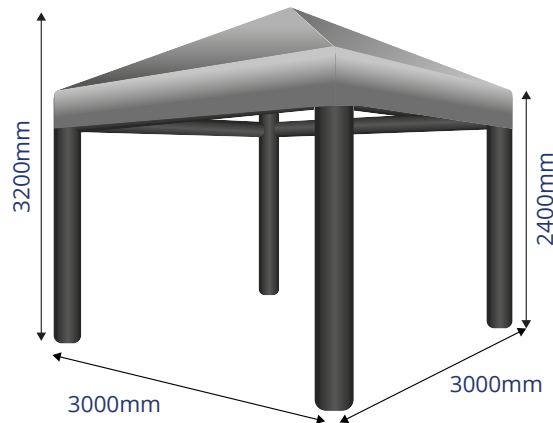
On the next pages you will find a guide to ordering your Branded Inflatable Tent which we hope helps you decide what you need.

Please call us on **01280 707180** or if you have any questions or to discuss your requirements.

Step 1 - Size:

The inflatable Gazebo tent is a fantastic solution for any company wanting to increase their brand presence at events. The inflatable tent comes with a hand pump with the optional extra of an electric pump for quicker inflation.

3x3M Inflatable Tent

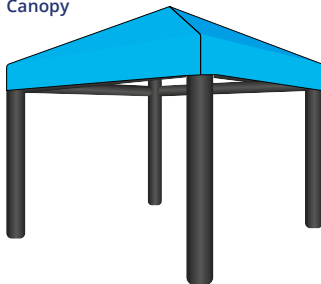


Step 2 - Added Accessories:

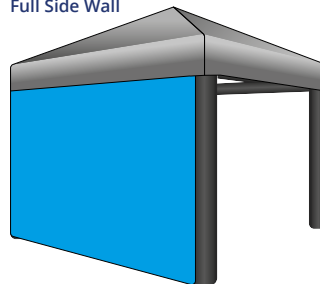
For protection against rain and wind, you can attach opaque as well as clear sidewalls to the tent.

Please call us on 01280 707180 to discuss your requirements.

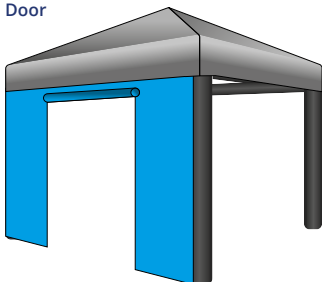
Canopy



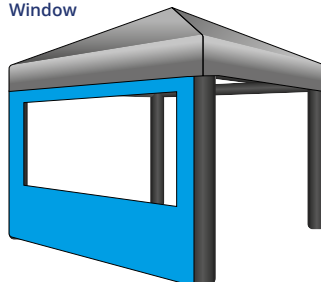
Full Side Wall



Door



Window



Sidewalls

Consider logo placement on your walls and walls with windows. Walls are often used to close up the tent after an event or for shelter from bad weather. Logo placement is essential especially for areas such as windows.

Step 3 - Accessories:



Hand Pump

The hand pump comes as part of our frame and canopy bundle and is available as an extra accessory.



Electric Pump

Upgrade to our electric pump to inflate your tent in minutes. Please note that mains electricity or an external power source is required.




Additional Sand Bags


These sandbags weigh 20kg when filled completely with sand, which helps keeping the tent stay erect in its position. It is recommended to use 4 sand bags per tent.

Step 4 - Colour:

These are the standard colours available for Canopies, Sidewalls, Awnings and Linking Tunnels*. You can also have your inflatable tent branded with a simple logo and text or full colour images on the roofs and sidewalls



White



Black



Red
Pantone 186



Yellow
Pantone 109



Blue
Pantone 300

*Pantone references given are a guide ONLY and may not match the pantone exactly.

Step 5 - creating your artwork

You have 2 options when creating artwork

1. Design your own or use your preferred agency to design it for you.

We have templates for many of our products which can be found on the 'TEMPLATES' tab section of the relevant product page. We recommend using file transfer sites to upload artwork due to the speed and ease. One of these that we recommend is **WeTransfer**

2. Let XG assist you with your artwork.

If you require assistance in preparing your artwork, we can help lay out your supplied elements.

We will require you to complete our artwork brief which can be found on the 'ARTWORK' tab section of the relevant product page. This will then need to be sent to us via email to sales@xg-group.co.uk you can send a photo or a scanned version, we would also require any logos in vector format (ai,eps), fonts and relevant copy needed to complete the layout.

This process would require your approval and final sign off before production. Please note, we do charge for artwork and we will discuss this during the quote process.

General guides for artwork are as follows:

- Production ready high resolution PDF
- Supply your artwork at full size or for larger prints supply your PDF at half or quarter size.
- Supply your PDF file with Image Bleed
- Resolution to be a maximum 150 dpi at full size
- Embed all text and fonts
- Transfer your files Via We Transfer
- Should you require more complex graphic design, please call us on **01280 707180** or email **sales@xg-group.co.uk** to discuss your requirement.

Step 6 - how to order

Now you are ready to place your order:

You can contact us by emailing **sales@xg-group.co.uk** with your requirements along with your full invoice address and delivery address (if different). We will then send you back a formal quotation prior to your order confirmation.

For non account customers we will require full payment before your order can be processed.

Payment can be made by card over the phone, by bank transfer or cheque (please allow 4/5 days for cheques to clear).

Delivery is based on a standard 14-21 working day production lead time. These may vary depending on quantities and are subject to availability. If an express turnaround is required, we will always endeavour to help.

Please call us on **01280 707 180** if you need help or advice on our products or processes.

Price List

Please call us on **01280 707 180** and we will be glad to quote for your specific requirements.

Frame & Fully Printed Canopy Bundle	Price (exc VAT)
3x3 incl Hand Pump and 4 Sand Bags	£1650

Frame & Stock Colour Canopy Bundle	Price (exc VAT)
3x3 incl Hand Pump and 4 Sand Bags	£1450

Fully Printed Side Walls	3x3
Full Height Side Wall	£150
Full Height Side Wall with Door	£150
Wall with Window	£150

Price per individual printed sidewall

Stock Colour Side Walls	3x3
Full Height Side Wall	£100
Full Height Wall with Door	£100
Wall with Window	£100

Price per individual printed sidewall

Accessories	All Sizes
Hand Pump	£30
Electric Pump	£30
Additional Sand Bags	£30 each

Sand not included
March 2021

Packaging Dimension Information

- All weights and dimensions are approximate, and we accept no liability for any variance.
- Tent size packed in transport bag: Dimensions are for frame & canopy only.

Tent Size	Frame & Canopy (Incl Hand Pump) (Kg)	Packaged Dimensions (mm)	Side Walls (Kg)
3x3	22	700 x 40 x 40	1.65

Electric Pump Information

- Maximum power: 1000 watts
- Maximum pressure: 250 mbar (3.6psi)
- Air volume: max 1700 l/min
- Fitted with thermal cut out



Product	Dimensions (mm)	Weight (Kg)
Electric Pump	150 x 160 x 170mm	1.7

Product information and warnings

- Inflatable tents are designed as temporary shelters - do not leave up for prolonged periods.
- We recommend that inflatable event tents are not used in potentially windy or stormy conditions as this may cause damage.
- It is recommended to completely dismantle the tent if winds exceed 50km/hr*. Wind loading certificates are not available as these are temporary structures only.
- Structures should always be inflated correctly, secured (anchored) properly using the appropriate leg weights and guy ropes.
- The shelter/canopy is made from flame retardant materials and conforms to BS:7837:1996 but the fabric may burn if left in continuous contact with any flame source.
- Consider weather conditions and use in direct sunlight as this can affect the pressure and stability of the tent. Monitor the pressure and re-apply if required.
- Do not use in a lightning storm.
- Do not leave unattended.
- Do not build fires within the Tent.
- Due to continual product development, we reserve the right to change any product or specification without prior notice.
- All weights and dimensions are approximate, and we accept no liability for any variance.

*This is subject to ground conditions.