

Lightbox Displays



Made in
the UK




Branding
options



Fast UK
delivery

Our tension fabric light box displays are an ideal solution for stunning, vibrant backlit or edge-lit displays. Featuring easily interchangeable tension fabric graphics and high quality designed and manufactured aluminium framing, these can be supplied in a range of standard sizes or can be custom manufactured to suit your exact requirements.



Tension fabric light box display systems are ideal for wall-mounted, freestanding or hanging applications and are perfect for window displays, retail, architectural, exhibition displays and stands, showroom and reception areas or any public space.

Why we recommend XG's Lightbox Displays

- Unique easy installation features
- Warranted LED lighting and drivers
- Low running costs
- Digital dye sublimation high quality print
- Lighting options include edge-lit or back-lit
- Real value for money and low cost of ownership with interchangeable graphics
- Replacement graphics available

Choose your Lightbox Display in 5 easy steps:

On the next pages you will find a guide to ordering your Lightbox Display which we hope helps you decide what you need. Please call us on **01280 707180** or if you have any questions or to discuss your requirements.

Step 1 - Type:




Freestanding

Freestanding lightboxes have additional feet allowing them to stand safely and can also be anchored down as required. Using silicone edge graphics (SEG) you can easily switch between single and double-sided applications.



Wall Mounted


Wall mounted tension fabric lightboxes use silicone edge tension graphics (SEG) to give a seamless edge to edge finish. Ideal for exhibitions, retail or commercial environments. Available in edgelit or backlit configurations.



Hanging

Hanging lightboxes are ideal for exhibition spaces or retail environments. Being double-sided they offer maximum advertising space using silicone edge graphics (SEG). We can supply with eye bolts for safe hanging.

Step 2 - LED Configuraion:



Edgelit

LEDs are placed around the perimeter of the lightbox and shine sideways through behind your fabric graphic panel. There are fewer LEDs required for complete illumination, which will, in turn, lower your production and running costs. Edgelit lightboxes are ideal for single or double-sided applications up to 2.5m high by any width.



Backlit

Backlit lightboxes features LEDs across the whole back panel, facing towards your fabric graphic. Ideal for larger wall mounted applications up to 3m high by any width. This lightbox features a unique installation system, which allows the back panel to be retro fitted or replaced without the need to remove the lightbox from the wall.



Step 3 - Tension Fabric:

What is TFS?

TFS stands for Tension Fabric System, also known as SEG (Silicone Edge Graphics).

Tension Fabric Systems are an ideal solution for retail, commercial, architectural, exhibition and display environments. Systems can be tailored to your requirements using re-configurable frame components and are easy to install, dismantle and transport often requiring no or few tools for assembly.

The graphics are a printed fabric finished with a silicone edge, sewn neatly around the edges fit in to a recessed groove within the frame that then stretches the graphic across the display. The result gives you a smooth and high-quality finish that brings your graphic to life. Wall mounted, freestanding, hanging systems are available along with light boxes and we offer a range of fabric options including frontlit, backlit and blackout.



Step 4 - creating your artwork

You have 2 options when creating artwork

1. Design your own or use your preferred agency to design it for you.

We have templates for many of our products which can be found on the 'TEMPLATES' tab section of the relevant product page. We recommend using file transfer sites to upload artwork due to the speed and ease. One of these that we recommend is **WeTransfer**

2. Let XG assist you with your artwork.

If you require assistance in preparing your artwork, we can help lay out your supplied elements.

We will require you to complete our artwork brief which can be found on the 'ARTWORK' tab section of the relevant product page. This will then need to be sent to us via email to sales@xg-group.co.uk you can send a photo or a scanned version, we would also require any logos in vector format (ai,eps), fonts and relevant copy needed to complete the layout.

This process would require your approval and final sign off before production. Please note, we do charge for artwork and we will discuss this during the quote process.

General guides for artwork are as follows:

- Production ready high resolution PDF
- Supply your artwork at full size or for larger prints supply your PDF at half or quarter size.
- Supply your PDF file with Image Bleed
- Resolution to be a maximum 150 dpi at full size
- Embed all text and fonts
- Transfer your files Via We Transfer
- Should you require more complex graphic design, please call us on **01280 707180** or email **sales@xg-group.co.uk** to discuss your requirement.

Step 5 - how to order

Now you are ready to place your order:

You can contact us by emailing **sales@xg-group.co.uk** with your requirements along with your full invoice address and delivery address (if different). We will then send you back a formal quotation prior to your order confirmation.

For non account customers we will require full payment before your order can be processed.

Payment can be made by card over the phone, by bank transfer or cheque (please allow 4/5 days for cheques to clear). Delivery is based on a standard 5-7 working day production lead time. These may vary depending on quantities and are subject to availability. If an express turnaround is required, we will always endeavour to help.

Please call us on **01280 707 180** if you need help or advice on our products or processes.

Price List

All lightboxes are custom made to order.

Please contact us by calling 01280 707180 or emailing sales@xg-group.co.uk with your requirements and we will be more than happy to help

Product information and warnings

- Ensure qualified professionals are used when installing the hardware.
- Remove and dispose of all packaging safely before using.
- Care information for fabrics are available on request.
- Care should be taken when installing materials to prevent them from getting dirty and to ensure hardware is not damaged.